









Unit 61  
Roman Way Industrial Estate  
Ribbleton  
Preston  
PR2 5BE

Tel: 01772 793681  
[www.spcllp.co.uk](http://www.spcllp.co.uk)


Risk level: 1 = Low  
2 = Medium  
3 = High

At the Safe Play Centre we have carried out our own risk assessment to help schools and organisations evaluate our premises and compare it with their own risk assessment. If we cover all of your needs in our risk assessment then you can freely download a copy for your records. We have also included a visual aid column which helps identify the areas we have assessed.

## Risk Assessment: Safe Play Centre

			Risk				
Area	Hazard Risk	Evaluation	1	2	3	Control	Visual Aid
Entrance	Children may use as means of escape	The double entry doors lead to the main car park.	1			Door guard fitted which prevents full opening of the doors when in use. Clients have the option whether to use this device.	
Staff Entrance	Children may use as means of escape	The staff entrance leads to the main car park.	1			This door is fitted with a brass plated tough cast metal and steel bolt. This is not a designated fire exit.	
Foyer Benches	Risk of falling off	Benches are not secured to the floor or wall.	1			No climbing or jumping on the benches.	
Sensory Room	Electrical equipment	The electrical equipment in the sensory room is regularly checked	1			The electrical sockets are all sited above head height.	
Sensory Room	Risk of tripping	Portable massage mattress has a control unit with a wired 12v power connection.		2		Inform all lead people of the potential risk	
Sensory Room	Hanging chair	Risk of knocking children off balance if misused by children		2		Supervision is required to limit the risk when using the chair	
Carpet	Corner sofa	Risk of falling if children are climbing on the raised back of the sofa	1			Supervision is needed to ensure children do not climb on the raised back of the corner sofa	

## Risk Assessment: Safe Play Centre

Area	Hazard Risk	Evaluation	Risk			Control	Visual Aid
			1	2	3		
Ball pool	Damaged balls	Broken/damaged balls may cause scratches and/or cuts	1			Checks of the ball pool is carried out every morning before we open for business	
Soft play	Cabin roof	Children can fall off the approximately 3ft high edge of the roof if they are not fully supervised.		2		Children need to be supervised when on the cabin.	
Soft play	Cabin end slide	There is a risk of minor injury if more than one child goes down the slide at the same time.	1			Parents and carers must supervise children on the slide	
Soft play	Cabin interior	There is a risk of minor injury for taller children in the cabin as it is three feet high	1			Children above the three foot height should be on hands and knees to limit head collisions with the roof of the cabin	
Emergency Arrangements			1			Fire extinguishers are placed at the fire exits, with signage and break glass points. Smoke detectors sited throughout the building. Safety checks are carried out by staff and the fire alarm is tested on a monthly basis	
First Aid			1			All staff are qualified to administer first aid if required	
Smoking	Fire	A no smoking policy is adhered to on the premises				Smoking is only permitted in the car park away from the main entrance	